



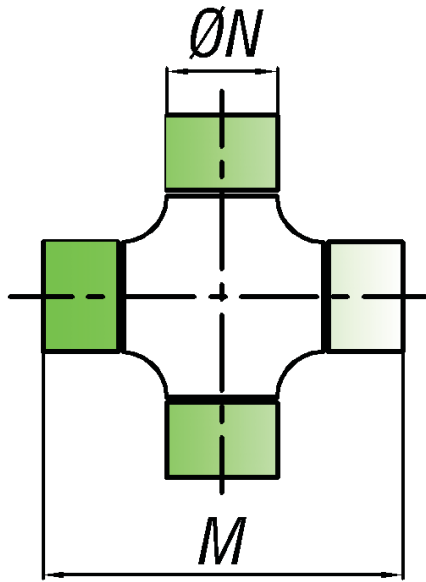
# AFTERMARKET CATALOG

2012



PART NAME & SERI	DIMENSIONS	PAGE
<b>UNIVERSAL JOINT</b>		1 & 2
<b>CENTER BEARING</b>		3
<b>O300</b>	Ø 16 x 40	4
<b>O500</b>	Ø 19 x 48	5
<b>1140</b>	Ø 23.8 x 61.3	6
<b>1300</b>	Ø 27.0 x 74.6	7
<b>1310</b>	Ø 27.0 x 81.8	8 & 9
<b>687.20</b>	Ø 30 x 81.8	10
<b>1430</b>	Ø 30 x 92	10
<b>1410</b>	Ø 30.2 x 106.3	11 & 12
<b>330</b>	Ø 35 x 93	13
<b>1410</b>	Ø 30.2 x 106.3	13
<b>1511</b>	Ø 34.9 x 96	13
<b>687.30</b>	Ø 34.9 x 106.3	14 & 15
<b>1550</b>	Ø 35 x 126	16
<b>1510</b>	Ø 39.7 x 115.9	17 & 18
<b>O385</b>	Ø 48 x 126	19

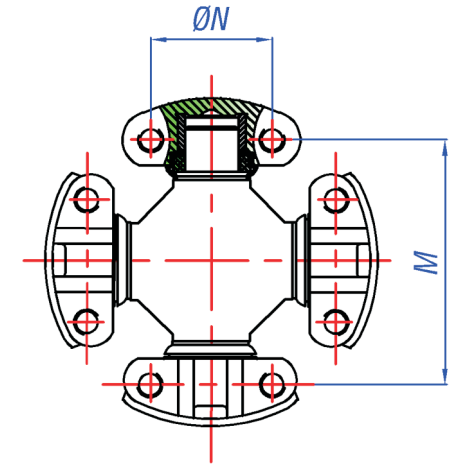
<b>687.35</b>	Ø 42 x 119.4	20
<b>687.40</b>	Ø 47.6 x 135.2	21
<b>587.30</b>	Ø 52.0 x 133.0	22 & 23
<b>687.45</b>	Ø 52 x 147.2	24
<b>O389</b>	Ø 53 x 135	25
<b>587.35</b>	Ø 57 x 144	26
<b>587.42 - 687.55</b>	Ø 57 x 152.1	27
<b>687.60</b>	Ø 59 x 167.7	28
<b>587.48 &amp; 687.65</b>	Ø 65 x 172	28
<b>2C Mechanics</b>	33,3 x 79,2	29
<b>3C Mechanics</b>	36,6 x 90,4	29
<b>4C Mechanics</b>	36,6 x 107,9	29
<b>5C Mechanics</b>	42,9 x 115	30
<b>6C Mechanics</b>	42,9 140,5	30
<b>7C Mechanics</b>	49,2 x 148,3	30
<b>8C Mechanics</b>	49,2 x 206,2	31
<b>8.5C Mechanics</b>	71,4 x 165,1	31
<b>9C Mechanics</b>	71,4 x 209,6	31



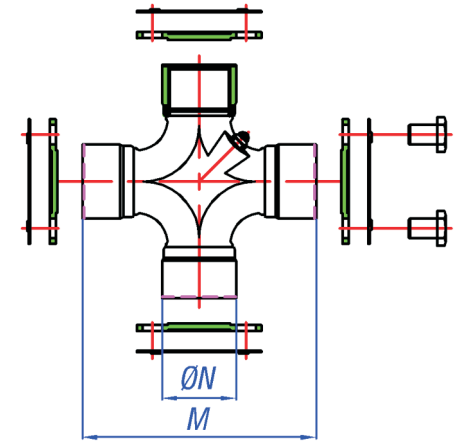
SERİ	Ø N	M	APLICATION	OYMAK NUMBER	LUBRICATE VERSIONS
O300	16	40	DİREKSİYON	110910	SERVICE FREE
O500	19.05	40.7	DİREKSİYON	110906	SERVICE FREE
1140	23.8	61.3	TOFAŞ	110905	LATERAL
1300	23.8	61.3	ISIZU	110955	SERVICE FREE
1310	27.0	74.6	FORD-LANDROVER	110908	CENTRAL
687.20	27.0	81.8	BMC-HYUNDAI	110904	LATERAL
1430	30	81.8	FORD-DOUBLE JOIN	110917	CENTRAL
1410	30	92	DOUBLE JOINT	110921	LATERAL
687.25	30.2	106.3	IVECO-DODGE	110901	LATERAL
	35	93	DOUBLE JOINT	110918	CENTRAL
1480	35	98	MAGURUS	110902	CENTRAL
687.30	35	106.3	ISUZI-IVECO	110943	LATERAL
	34.9	106.3	ISUZU-IVECO	110914	LATERAL
1550	35	126	JCB-CASE	110924	LATERAL
1510	39.7	115.9	BMC-DODGE-FORD	110903	LATERAL
587.15	42	104.5	MAN-MARGURUS	110953	CENTRAL
687.35	42	119.4	MERCEDES	110956	CENTRAL
687.40	47.6	135.17	BMC-MERCEDES	110946	CENTRAL
587.20	48	116.5	MERCEDES	110933	CENTRAL
O385	48	126	MERCEDES-FORD-B	110911	CENTRAL
587.30	52.0	133.0	MERCEDES-MAN-IV	110913	CENTRAL
687.45	52	147.2	MAN-MERCEDES	110919	CENTRAL
O389	53	135	MAN-MERCEDES	110948	CENTRAL
587.35	57	144	MAN-MERCEDES	110942	CENTRAL
587.42	57	152.06	MAN-MERCEDES	110936	CENTRAL
1800	59	167.4	BMC-IVECO	110947	CENTRAL
687.65	65	172	IVECO-MERCEDES	110931	CENTRAL
680.89	68	89	MERCEDES	110929	CENTRAL
681.17	68	117	MERCEDES	110951	CENTRAL

## UNIVERSAL JOINT

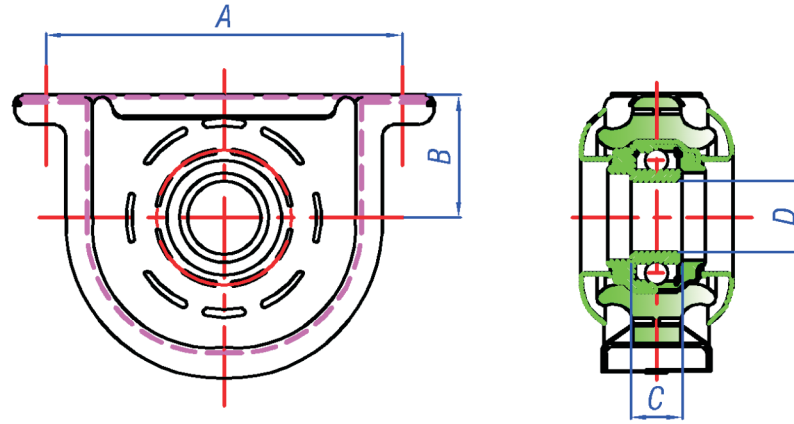
SERİ	Ø N	M	APLICATION	OYMAK NUMBER	LUBRICATE VERSIONS
2 C	33.32	79.22	4 LWT	110964	
3 C	36.50	90.35	4 LWT	110965	
4 C	36.50	107.82	4 HWD	110966	
5 C	42.88	88.90	4 HWD	110967	
6 C	42.88	114.30	4 HWD	110920	
7 C	49.22	117.50	4 HWD	110968	
8 C	49.22	174.60	4 HWD	110969	
8,5 C	71.4	123,9	4 HWD	110985	
9C	71.4	168.4	4 HWD	110986	



SERİ	Ø N	M	APLICATION	OYMAK NUMBER	LUBRICATE VERSIONS
VOLVO	57	152.7	4 LWT	110950	
VOLVO	50	152.7	4 LWT	110952	



## CENTRAL BEARING



OEM NO	Ø D	C	A	B	OYMAK NUMBER	APPLICATION
	30	13	168.20		111103	BMC TM 30
	30	13	168.00		111105	MEGASTAR
	35	25	168.40		111106	TM 30 E M
	45	16	168.40		111109	NISSAN 3.0
	30	13	144		111104	NISSAN M.K
	45	27	194		111114	FATİH G.R
	60	22	220		111119	PRO
	55	18	194		111117	INTERCOOL
	65	23	230		111124	
	40	27	168.40		111111	OTOKAR
	45	19			111127	IVECO DAILY
464100222	35	17	160		111128	M 609
6014101710	45	19	194	71	111129	M 208-410
6704110112	45	19			111130	ATEGO
9734100112	55	23			111132	ATEGO
6544110012	60	22			111133	ATEGO
3184101522	55	25	220		111123	M 2521
3814101522	45	23	190		111131	MERCEDES
20471422	55	18	193	72	111132	VOLVO
20471428	70	20	220	87	111133	VOLVO
20362601	45	19	194	194	111134	VOLVO







FIGURE	PART NAME	DIMENSIONS	OYMAK NUMBER	COMMENTS
	Universal Joint	16 x 40	110910	-
	End Yoke	1 x 54 ZGN715 , Hole=10,4 L=44,5	130411	-
	End Yoke	1 x 54 ZGN715 , Hole=8,4 L=44,5	130432	-
	H Yoke	L=65	130424	-
	Tube Yoke	Tube Dia.=21 L=58,5	130431	-
	Tube Yoke	Tube Dia.=27 L=58,5	130448	-



FIGURE	PART NAME	DIMENSIONS	OYMAK NUMBER	COMMENTS
	Universal Joint	19 x 48	110906	
	End Yoke	1 x 54 ZGN 715 Hole=10,4 L=40	130405	
	End Yoke	1 x 54 ZGN 715 Hole=9,7 L=50	130410	
	End Yoke	1 x 54 ZGN 715 Hole=8,5 L=39,75	130413	
	End Yoke	1 x 79 ZGN 715 Hole=10,4 L=49,65	130417	
	End Yoke	1 x 79 ZGN 715 Hole=10,4 L=50	130422	
	End Yoke	7/8 x 48 SERRATION Hole=9,6 L=50	130423	
	End Yoke	7/8 x 48 SERRATION Hole=8,5 L=50	130433	
	Flange Yoke	Ø 65 , PCD=52 Female =35 Hole=4 x Ø 8,5	110549	
	Tube Yoke	Tube Dia.=28 L=66	110616	Tube=32x2
	Tube Yoke	Tube Dia.=32 L=70	130419	Tube=38x3
	Tube Yoke	Tube Dia.=26 L=40	130412	Tube=30x2
	Sleeve Yoke	SAE1 1/16" 16 Teeth L=126	110316	
	Slib Stub Shafts	SAE 1 1/16" Teeth , Tube Dia. 28,2	110414	Tube=32x2
	Slib Stub Shafts	SAE 1 1/16" Teeth, Tube Dia. 28,2	110438	With Rilsan, Tube 32x2
	Slib Stub Shafts	DIN5480 27x1,5x16 Teeth L:265 , Tube Dia. 22	130316	With Rilsan
	Slib Stub Shafts	DIN5480 27x1,5x16 Teeth L:320 , Tube Dia. 22	130308	With Rilsan
	Slib Stub Shafts	DIN5480 27x1,5x16 Teeth L:305 1 x 79 ZGN 715	130317	With Rilsan
	Sleeve	DIN5480 27x1,5x16 Teeth L:240	130221	
	Sleeve	DIN5480 27x1,5x16 Teeth L:156	130214	







FIGURE	PART NAME	DIMENSIONS	OYMAK NUMBER	COMMENTS
	Universal Joint	23,8 x 61,3	110955	LATERAL LUBRICATION
	Universal Joint	23,8 x 61.3	110905	SERVICE FREE
	Sleeve Yoke	SAE 1" x 10 T L=149	110306	
	Sleeve Yoke	SAE 1 1/16"16 T L=150	110331	
	Reverse Sleeve Yoke	T25 ; 24/48 30° L=149	110315	
	Yoke Shaft	SAE 1 1/16" 16T L=135	111240	
	Yoke Shaft(for axle)	T12 ; 3/4 20 L=168,4	111220	300 series
	End Yoke	1x48 ZGN715 Hole=9,65 L=40	130403	
	End Yoke	1x36 ZGN715 Hole=10,4 L=40	130404	
	End Yoke	DIN5480 30x 1,75 x16T L=96	130444	Agricultural type
	End Yoke	DIN5480 28x 1,75 x 15T L=96	130445	Agricultural type
	H Yoke	Center to center=79	130446	Agricultural type
	Double Joint ( for axle)	Center to center=57	112004	300 series
	Slib Stub Shafts	SAE 1 1/16" 16 Teeth Tube Dia.=28,2	110414	Tube 32x2
	Slib Stub Shafts	SAE 1 1/16" 16 Teeth Tube Dia.=28,2	110438	Tube 32x2 with Rilsan
	Tube Yoke	Tube Dia.= 46,2 L=35	110607	Tube=50,8 x 2,41
	Tube Yoke	Tube Dia.=29,9 L=46	130407	Special Production
	Tube Yoke	Tube Dia.=33 L=46	130408	Special Production
	Flange Yoke	Ø89 PCD=69,9 Male=42 Hole=4xØ8,2 L=39,5	110581	
	Flange Yoke	Ø88 PCD=69,9 Male=57,1 Hole=4xØ8,2 L=30	110508	
	Flange Yoke	Ø75 PCD =62 Female=42 Hole=6xØ6,2 L=39	110548	
	Flange Yoke	Ø90 PCD=74,5 Female=47 Hole=4xØ8,2 L=40	110550	
	Flange Yoke	Ø109,5 PCD= 90 Male=56 Hole=4xØ10 L=40	110526	
	Flange Yoke	Ø110 PCD=91,22 Male=74 Hole=4xØ8,2 L=40	1105053	





















FIGURE	PART NAME	DIMENSIONS	OYMAK NUMBER	COMMENTS
	Universal joint	27 x 74,6	110908	
	Sleeve Yoke	T25;24/48;30° L=151,5	110307	
	Sleeve Yoke	SAE 1 3/8" 16 Teeth L=137	110318	
	Yoke Shaft	SAE 1 3/8" 16 Teeth L=186	11221	
	Companion Flange	SAE 1 3/8" 10 Teeth Hole=6x Ø8 Female=57	110821	
	Slip Stub Shafts	SAE 1 3/8" 16 Teeth Tube Dia.=46,2 L=129	110415	Tube=50.8 x 2,41
	Slip Stub Shafts	SAE 1 3/8" 16 Teeth Tube Dia.=46,2 L=129	110424	Tube=50,8 x 2,41 with Rilsan
	Slip Stub Shafts	SAE 1 3/8" 16 Teeth Tube Dia.=66,9 L=151,6	110406	Tube=70x3
	Slip Stub Shafts	SAE 1 3/8" 16 Teeth Tube Dia.=73,3 L=151,6	110417	Tube=76,2x1,6 with Rilsan
	Midship Stub Shafts	SAE 1 3/8" 10 Teeth Bearing Dia. 35 Tube Dia. 66,9 L=117	110706	Tube=70 x 1,6
	Midship Stub Shafts	SAE 1 3/8" 10 Teeth Bearing Dia. 35 Tube Dia. 46,2 L=119	110711	Tube=50,8 x 2,41
	Midship Stub Shafts	SAE 1 3/8" 10 Teeth Bearing Dia. 35 Tube Dia 71,6 L=140	110708	Tube=76,2 x 2,41
	Center Bearing	Bearing 35x25, Connection 168,40	111106	
	Flange Yoke	Ø96,85 PCD=79,4 Male=60,3 Hole= 4xØ9,67	110529	
	Tube Yoke	Tube Dia.=46,2 L=77,5	110618	Tube=50,8x2,41
	Double joint ( for axle )	Center to center 62,2	112006	
	Sleeve Yoke	DIN5480 W25x1x24 Teeth L=155,5	110341	
	Sleeve Yoke	Teeth27 ;24/48 30° L=155,5	110351	






















FIGURE	PART NAME	DIMENSIONS	OYMAK NUMBER	COMMENTS
	Universal joint	27x81,8	110904	
	Sleeve Yoke	SAE 1 1/2"x16T L=166	110312	
	Sleeve Yoke	SAE 1 3/8"x 16T L=104	110325	
	Sleeve Yoke	SAE 1 3/8" 16T L=137	110305	
	Yoke Shaft	SAE 1 1/2" x 16T L=174	111204	
	Yoke Shaft	SAE 1 3/8" x 16 T L=201	111214	
	Yoke Shaft	SAE 1 1/2" x 16T L=205,25	111219	
	Yoke Shaft	SAE 1 3/8" x 16T L=131	111223	
	Tube Yoke	Tube Dia. =73,3 L=48	110606	Tube=76,2x1,6
	Tube Yoke	Tube Dia.=66,9 L=55	110622	Tube=70x1,6
	Tube Yoke	Tube Dia.=71,6 L=55	110621	Tube=76,2x2,41
	Tube Yoke	Tube Dia.=46,2 L=49,2	110611	Tube=50,8x2,41
	Flange Yoke	Ø96,85 PCD=79,4 Male=60,3 Hole=4xØ9,85 L=35	110506	
	Flange Yoke	Ø=92 PCD=76,2 Male=57,1 Hole=4xØ9,85 L=35	110507	
	Flange Yoke	Ø90 PCD=74,5 Female=47 Hole=4xØ8,1 L=52,5	110544	
	Flange Yoke	Ø100 PCD=84 Female=57,1 Hole=6xØ8,25 L=50	110515	
	Flange Yoke	Ø100 PCD=84 Male=69,85 Hole=6xØ10,5 L=48,5	110569	
	Flange Yoke	Ø120 PCD=101,5 Ø120 Female=75 Hole=8xØ10,2 L=52	110554	
	Flange Yoke	Ø69,8 PCD=95,3 Male=69,8 Hole=4xØ11,3 L=35	110547	
	Flange Yoke	Ø104,5 PCD=109,5 Male=56 Hole=4xØ10,4 L=40,6	110558	
	Flange Yoke	Ø92 PCD=76,2 Male=57,1 Hole=4xØ9,85 L=35	110562	


























FIGURE	PART NAME	DIMENSIONS	OYMAK NUMBER	COMMENTS
	End Yoke	L=65 With channel Ø25,4	111302	
	End Yoke	L=65 With channel Ø28,55	111303	
	End Yoke	L=65 With channel Ø31,75	111304	
	End Yoke	DIN5480 N32 x 2 x 14 T L=65	111305	
	Companion Flange	SAE 1 3/8" Teeth Hole=4x Ø12 Female=69,9	110808	
	Companion Flange	SAE 1 3/8" Teeth Hole=4x Ø28 Female=60	110806	
	Companion Flange	SAE 1 3/8" Teeth Hole=6x Ø8 Female=57	110821	
	Slip Stub Shaft	Tube Dia.=71,6 SAE 1 1/2" Teeth L=179,4	110404	Tube=76,2x2,41
	Slip Stub Shaft	Tube Dia.=46,2 SAE 1 3/8" Teeth L=129	110415	Tube=50,8x2,41
	Slip Stub Shaft	Tube Dia.=46,2 SAE 1 3/8" Teeth L=129	110424	Tube=50,8x1,41 With Rilsan
	Slip Stub Shaft	Tube Dia.=66,9 SAE 1 3/8" Teeth L=151,6	110406	Tube=70x1,6
	Slip Stub Shaft	Tube Dia.=73,3 SAE 1 3/8" Teeth L=151,6	110417	With Rilsan
	Midship Stub Shafts	Tube Dia. 66,9 SAE 1 3/8" 10 Teeth Bearing Dia. 35 L=117	110706	Tube=70x1,6
	Midship Stub Shafts	Tube Dia. 46,2 SAE 1 3/8" 10 Teeth Bearing Dia. 35 L=119	110711	Tube=50,8x2,41
	Midship Stub Shafts	Tube Dia. SAE 1 3/8" 10 Teeth Bearing Dia. 35 71,6 L=140	110708	Tube=76,2x2,41
	Center Bearing	Bearing 35x25 Connection 168,40 mm	111106	
	Sliding Assy	27x84,7 SAE 1 3/8" 16 Teeth L=155 mm	112119	Tube=50,8x2,41

FIGURE	PART NAME	DIMENSIONS	OYMAK NUMBER	COMMENTS
	Universal Joint	30x81,8	110917	
	End Yoke	L=65 T23 24/48	111306	
	Tube Yoke	Tube Dia. Ø46,2	110657	Tube 50,2 x 2,41
	Double Joint	Center to center =70	112003	
	Flange Yoke	Ø120 Female=75 Hole=8x Ø10 H=65	1105052	
	Flange Yoke	Ø100 Female =57 Hole=6x Ø8,2 H=58	1105054	
	Sliding Assy	DIN5480 38x2x18 Teeth Slip=110 L=250	112168	Tube 50x3
	Sliding Assy	DIN5480 38x2x18 Teeth Slip=110 L=250	112188	Tube 60x3




	PART NAME	DIMENSIONS	OYMAK NUMBER	COMMENTS
	Universal Joint	30,2x92	110921	
	Flange Yoke	Hole=6x Ø8 Dia.=Ø100	1105009	
	Tube Yoke	Tube Dia. 73,3	110626	Tube=76x1,6










































FIGURE	PART NAME	DIMENSIONS	OYMAK NUMBER	COMMENTS
	Universal Joint	30,2x106,3	110901	
	Sleeve Yoke	SAE 1 3/8" 16 Teeth L=151	110330	
	Sleeve Yoke	SAE 1 1/2" 16 Teeth L=168	110303	
	Sleeve Yoke	SAE 1 1/2" 16 Teeth L=124	110322	
	Sleeve Yoke	SAE 1 1/2" 16 Teeth L=193	110333	
	Sleeve Yoke	SAE 1 1/2" 16 Teeth L=90	110311	
	Sleeve Yoke	SAE 1 1/2" 16 Teeth L=154	110335	
	Sleeve Yoke	DP, 16/32x30° x 23T L=180	110313	
	Sleeve Yoke	DP, 16/32x30° x 23T L=168	110310	
	Sleeve Yoke	DP, 16/32x37,5°X21T L=168	110332	
	Yoke Shaft	SAE 1 1/2" , 16 Teeth L=129,47	111222	With Rilsan
	Yoke Shaft	SAE 1 1/2" , 16 Teeth L=168	111208	
	Yoke Shaft	SAE 1 1/2" , 16 Teeth L=168	111212	With Rilsan
	Yoke Shaft	SAE 1 1/2" , 16 Teeth L=145	111213	With Rilsan
	Yoke Shaft	SAE 1 1/2" , 16 Teeth L=145	111233	
	Yoke Shaft	SAE 1 3/4" , 16 Teeth L=170	111217	With Rilsan
	Yoke Shaft	SAE 1 3/4" , 16 Teeth L=170	111235	
	Tube Sleeve	Tube Dia. Ø64 SAE 1 1/2" 16 Teeth L=180	111702	Tube 70x3

FIGURE	PART NAME	DIMENSIONS	OYMAK NUMBER	COMMENTS
	Slip Stub Shaft	Tube Dia. Ø71,6 SAE 1 1/2" 16 Teeth L=76	110404	Tube 76 x 2,41
	Slip Stub Shaft	Tube Dia. Ø71,6 SAE 1 1/2" 16 Teeth L=76	110429	Tube 76 x 2,41 with Rilsan
	Slip Stub Shaft	Tube Dia. Ø73,3 SAE 1 1/2" 16 Teeth L=61	110419	Tube 76 x 1,6
	Slip Stub Shaft	Tube Dia. Ø73,3 SAE 1 1/2" 16 Teeth L=61	110435	Tube 76 x 1,6 with Rilsan
	Slip Stub Shaft	Tube Dia. Ø71,6 SAE 1 1/2" 16 Teeth L=90	110421	Tube 76 x 2,41
	Slip Stub Shaft	Tube Dia. Ø84,3 SAE 1 1/2" 16 Teeth L=76	110408	Tube 88,9 x 2,41
	Slip Stub Shaft	Tube Dia. Ø84,3 SAE 1 1/2" 16 Teeth L=76	110432	Tube 88,9 x 2,41 with Rilsan
	Midship Stub Shaft	SAE 1 1/2" 10 Teeth Bearing Dia. 40 Tube 71,6 L=150	110704	Tube 76,2 x 2,41
	Midship Stub Shaft	SAE 1 1/2" 10 Teeth Bearing Dia. 38 Tube 71,6 L=169,5	110715	Tube 76,2 x 2,41
	Midship Stub Shaft	DIN5480 14 Teeth Bearing Dia. 40 Tube 64 L=188	110720	Tube 70 x 3
	Tube Yoke	Tube Dia. = 71,3 L=71,5	110603	Tube 76,2 x 2,41
	Tube Yoke	Tube Dia. = 84,4 L=54	110658	Tube 88,9 x 2,41
	Slip Short Assy	30,2 x 109,2 SAE 1 1/2" 16 Teeth Slee 58 L=215	112702	
	Flange Yoke	Ø114 PCD=95,3 Male=69,9 Hole=4x Ø113 L=49	110503	
	Flange Yoke	Ø120 PCD=101,5 Male 69,9 Hole=8x Ø10,2 L=56	110504	
	Flange Yoke	Ø120 PCD =100 Male=80 Hole=4x Ø10,35 L=55	110516	
	Flange Yoke	Ø100 PCD=84 Female=57 Hole=6x Ø8,2 L=72	110542	
	Flange Yoke	Ø 120 PCD =100 Male =69,9 Hole=4xØ12,20 L=55	110556	
	Companion Flange	SAE 1 1/2" 10 Teeth Hole=4x Ø12 Male 69,9	110804	
	Companion Flange	SAE 1 1/2" 10 Teeth Hole=4x Ø10.3 Male=80	110814	
	Companion Flange	SAE 1 1/2" 10 Teeth Hole=4x Ø1,3 Male=69,9	110815	
	Companion Flange	SAE 1 1/2" 10 Teeth Hole=4x Ø12,2 Male=69,9	110819	
	Companion Flange	SAE 1 1/2" 10 Teeth Hole=8x Ø12,8 Female=75	110805	

## 1410 SERİ 30.2x106.3

FIGURE	PART NAME	DIMENSIONS	OYMAK NUMBER	COMMENTS
	Companion Flange	SAE 1 1/2" 10 Teeth Hole=4x Ø12,8 Male=95,3	110803	
	Companion Flange	DIN5480 14 Teeth Hole=6x Ø10 Female = 82,5	110833	
	Sliding Assy	SAE 1 1/2" 16 Teeth L=190	112120	Tube=76,2x2,41
	Center Bearing	Bearing 40 x 27 Connection 168.40	111111	

## 330 SERİ 35x93

FIGURE	PART NAME	DIMENSIONS	OYMAK NUMBER	COMMENTS
	Universal Joint	35x93	110918	
	Yoke Shaft (for axle)	DP 24/48 x 30° 33 Teeth L=240	111210	
	Yoke Shaft (for axle)	DP 24/48 x 30° 33 Teeth L=730	111215	
	Double Joint	Center to center =81	112001	

## 1511 SERİ 34.9x96





FIGURE	PART NAME	DIMENSIONS	OYMAK NUMBER	COMMENTS
	Universal Joint	34,9 x 96		Not Same Cross
	Yoke Shaft (for axle)	DIN 5480 1,25 x 34 Teeth L=729	111255	
	Yoke Shaft (for axle)	DIN 5480 1,25 x 34 Teeth L=250	111256	
	Double Joint	Center to center = 88	112005	



















FIGURE	PART NAME	DIMENSIONS	OYMAK NUMBER	COMMENTS
	Universal Joint	34,9 x 106,3	110914	
	Sleeve Yoke	SAE 1 3/4" 16 Teeth L=173	110326	
	Sleeve Yoke	SAE 1 3/4" 16 Teeth L=143	110328	
	Yoke Shaft	SAE 1 3/4" 16 Teeth L=144	111203	With Rilsan
	Yoke Shaft	SAE 1 3/4" 16 Teeth L=144	111227	
	Yoke Shaft	SAE 1 3/4" 16 Teeth L=166	111201	With Rilsan
	Yoke Shaft	SAE 1 3/4" 16 Teeth L=166	111225	
	Yoke Shaft	DIN 5480 47,7 x 1,5 x 30 Teeth L=212	111244	
	Tube Sleeve	Tube 61,5 SAE 1 3/4" 16 Teeth L= 154	111708	Tube 70 x 4
	Tube Sleeve	Tube 71,6 SAE 1 3/4" 16 Teeth L=154	111709	Tube 76,2 x 2,41
	Tube Sleeve	Tube 71,6 DIN 5480 48x 1,5 x30 Teeth L=165	111713	Tube 76,2 x 2,41 with Rilsan
	Tube Sleeve	Tube 84,3 DIN 5480 48x 1,5 x30 Teeth L=165	111718	Tube 88,9 x 2,41 with Rilsan
	Slip Stub Shaft	Tube 84,3 SAE 1 3/4" 16 Teeth L=75	110401	Tube 88,9 x 2,41
	Slip Stub Shaft	Tube 84,3 SAE 1 3/4" 16 Teeth L=75	110426	Tube 76,2 x 2,41 with Rilsan
	Slip Stub Shaft	Tube 71,6 SAE 1 3/4" 16 Teeth L=75	110402	Tube 76,2 x 2,41
	Slip Stub Shaft	Tube 71,6 SAE 1 3/4" 16 Teeth L=75	110427	Tube 76,2 x 2,41 with Rilsan
	Slip Stub Shaft	Tube 71,6 SAE 1 3/4" 16 Teeth L=70	110420	Tube 76,2 x 2,41 with Rilsan
	Midship Stub Shaft	Tube 71,6 SAE 1 1/2" 10 Teeth Bearing Dia.= 40	110704	Tube 76,2 x 2,41
	Midship Stub Shaft	Tube 84,3 DIN 5481 46,8 x 14 Teeth Dia.=50	110721	Tube 88,9 x 2,41
	Midship Stub Shaft	Tube = 84,3 SAE 1 3/4 10 Teeth Bearing Dia.=45	110703	Tube 88,9 x 2,41
	Midship Stub Shaft	Tube =71,6 SAE 1 3/4 10 Teeth Bearing Dia.=45	110709	Tube 76,2 x 2,41




















FIGURE	PART NAME	DIMENSIONS	OYMAK NUMBER	COMMENTS
	Tube Yoke	L=57,5 Tube 71,6	110620	Tube=76,2 x 2,41
	Tube Yoke	L=58 Tube 84,9	110642	Tube=88,9 x 2,41
	Slip Short Assy	L=252 SAE 1 3/4" 16 Teeth Sleeve=60	112703	
	Flange Yoke XS 120	XS 120 L= 63,5 Hole=4x Ø 11	110574	
	Flange Yoke XS 154	XS 154 L=63,5 Hole=4x Ø 13	110575	
	Flange Yoke	Ø120 Male=79,9 Hole = 4 x Ø 12,2 L=65	110551	
	Flange Yoke	Ø146 Male=95,3 Hole= 4 x Ø 14 L= 50,8	110552	
	Flange Yoke	Ø146 Male=95,3 Hole=4 x Ø12 L=50,8	110553	
	Companion Flange	Ø146 SAE 1 1/2" 10 Teeth Hole=4 x Ø12 Male=95,3	110803	
	Companion Flange	Ø146 SAE 1 3/4" 10 Teeth Hole=4 x Ø14 Male=95,3	110807	
	Companion Flange	Ø146 SAE 1 3/4" 16 Teeth Hole=4 x Ø14 Male=95,3	110811	
	Companion Flange	Ø147 DIN 5481 41x3x14 Teeth Hole=4x Ø14 Male= 95,3	110828	
	Sliding Assy	L=214,5 DIN 5480 48x1 5x30 Teeth Sleeve=70	112131	Tube=76,2 x 2,41
	Sliding Assy	L=214,5 DIN 5480 48x1 5x30 Teeth Sleeve=70	112132	Tube=88,9x 2,41
	Sliding Assy	L=208,5 SAE 1 3/4" 16 Teeth Sleeve=55	112130	Tube=76,2x 2,41
	Center Bearing	Bearing 40 x 27 Connection=168.40	111111	
	Center Bearing	Bearing 45 x 16 Connection=168,40	111109	














FIGURE	PART NAME	DIMENSIONS	OYMAK NUMBER	COMMENTS
	Universal Joint	34,9 x 126	110924	
	Sleeve Yoke	SAE 1 3/4" 16 Teeth L=183	110336	
	Yoke Shaft	SAE 1 3/4" 16 Teeth L=173	111241	With Rilsan
	Tube Sleeve	Tube Dia.=61,5 SAE 1 3/4" 16 Teeth L=154	111708	Tube 63,5 x 1,6
	Tube Sleeve	Tube Dia.=71,6 SAE 1 3/4" 16 Teeth L=154	111709	Tube 76,2 x 2,41
	Slip Stub Shaft	Tube Dia.=84,3 SAE 1 3/4" 16 Teeth L=75	110401	Tube 88,9 x 2,41
	Slip Stub Shaft	Tube Dia.=84,3 SAE 1 3/4" 16 Teeth L=75	110426	Tube 88,9 x 2,41 With Rilsan
	Slip Stub Shaft	Tube Dia.=71,6 SAE 1 3/4" 16 Teeth L=75	110402	Tube 76,2 x 2 ,41
	Slip Stub Shaft	Tube Dia.=71,6 SAE 1 3/4" 16 Teeth L=75	110427	Tube 76,2 x 2,41 With Rilsan
	Slip Stub Shaft	Tube Dia.=71,6 SAE 1 3/4" 16 Teeth L=70	110420	Tube 76,2 x 2,41 With Rilsan
	Slip Short Assy	L=250 SAE 1 3/4" 16 Teeth Sleeve=43	112708	
	Flange Yoke	Ø154 Hole 4x Ø13 Male=95.3 L=51	110565	
	Sliding Assy	L=198,5 SAE 1 3/4" 16 Teeth Sleeve=63	112133	Tube 76,2 x 2,41



















FIGURE	PART NAME	DIMENSIONS	OYMAK NUMBER	COMMENTS
	Universal Joint	39,7 x 115,9	110903	
	Sleeve Yoke	SAE 1 3/4" 16 Teeth L=170	110301	
	Sleeve Yoke	SAE 2" 16 Teeth L=152	110308	
	Yoke Shaft	SAE 1 3/4" 16 Teeth L=170	111206	
	Yoke Shaft	SAE 1 3/4" 16 Teeth L=170	111230	Wit Rilsan
	Tube Sleeve	Tube Dia. 61,5 SAE 1 3/4" 16 Teeth L=154	111708	Tube 63,5 x 1,6
	Tube Sleeve	Tube Dia. 71,6 SAE 1 3/4" 16 Teeth L=154	111709	Tube 76,2 x 2,41
	Slip Stub Shaft	Tube Dia. 84,3 SAE 1 3/4" 16 Teeth L=75	110401	Tube 88,9 x 2,41
	Slip Stub Shaft	Tube Dia. 84,3 SAE 1 3/4" 16 Teeth L=75	110426	Tube 88,9 x 2,41 With Rilsan
	Slip Stub Shaft	Tube Dia. 71,6 SAE 1 3/4" 16 Teeth L=75	110402	Tube 76,2 x 2,41
	Slip Stub Shaft	Tube Dia. 71,6 SAE 1 3/4" 16 Teeth L=75	110427	Tube 76,2 x 2,41 With Rilsan
	Slip Stub Shaft	Tube Dia. 71,6 SAE 1 3/4" 16 Teeth L=70	110420	Tube 76,2 x 2,41
	Midship Stub Shaft	Tube Dia.=84,3 SAE 1 1/2" 10 Teeth Bearing Dia.= 40	110701	Tube 88,9 x 2,41
	Midship Stub Shaft	Tube Dia.=71,6 SAE 1 1/2" 10 Teeth Bearing Dia.= 40	110702	Tube 76,2 x 2,41
	Midship Stub Shaft	Tube Dia.=71,6 SAE 1 1/2" 10 Teeth Bearing Dia.= 40	110704	Tube 76,2 x 2,41
	Midship Stub Shaft	Tube Dia.=84,3 DIN 5481 46,8 x 3 x 14 Teeth Bearing Dia.= 50	110721	Tube 88,9 x 2,41
	Midship Stub Shaft	Tube Dia.=84,3 SAE 1 3/4" 10 Teeth Bearing Dia.=45	110703	Tube 88,9 x 2,41
	Midship Stub Shaft	Tube Dia.=71,6 SAE 1 3/4" 10 Teeth Bearing Dia. =45	110709	Tube 76,2 x 2,41




















FIGURE	PART NAME	DIMENSIONS	OYMAK NUMBER	COMMENTS
	Tube Yoke	Tube Dia.= 71,6 L=82,7	110619	Tube 76,2 x 2,41
	Tube Yoke	Tube Dia.=84,3 L=71,4	110601	Tube 88,9 x 2,41
	Slip Short Assy	L=235 SAE 1 3/4" 16 Teeth Sleeve=38	112704	
	Flange Yoke	Ø146 PCD=120,6 Female=95,3 Hole=8 x Ø 12,2 L=63,5	110512	
	Flange Yoke	Ø130 PCD=112 Male=82,5 Hole= 8 x Ø10,2 L=75	110546	
	Flange Yoke	Ø146 PCD=120,7 Male=95,3 Hole=4x Ø12,2 L=63,5	110501	
	Flange Yoke	Ø150 PCD=130 Female=90 Hole=8x Ø12,2 L=90	110520	
	Flange Yoke	Ø146 PCD=120,7 Male=95,3 Hole=4x Ø14,2 L=63,5	110521	
	Flange Yoke	Ø150 PCD=130 Female=90 Hole=8 x Ø12,2 L=82,5	110564	
	Flange Yoke	Ø146 PCD=120,6 Female=90 Hole=8 x Ø13 L=63,5	110532	
	Flange Yoke	Ø120 PCD=101,5 Female=75 Hole=8 x Ø 10,2 L=75	110511	
	Companion Flange	SAE 1 1/2" 10 Teeth Hole4 x Ø12 Male=95,3	110801	
	Companion Flange	SAE 1 3/4" 10 Teeth Hole4 x Ø14 Male=95,3	110807	
	Companion Flange	SAE 1 3/4" 10 Teeth Hole8 x Ø10 Male=168	110816	
	Companion Flange	SAE 1 3/4" 16 Teeth Hole4 x Ø14 Male=95,3	110811	
	Companion Flange	DIN 5481 47x 3 x 14 Teeth Hole=4x Ø14 Male=95,3	110828	
	Sliding Assy	Tube Dia.=61,5 L=225 SAE 1 3/4" 16 Teeth Sleeve 45	112125	
	Center Bearing	Bearing 40 x27 , Connection=168,40	111111	
	Center Bearing	Bearing 45 x 16 , Connection=168,40	111109	



















FIGURE	PART NAME	DIMENSIONS	OYMAK NUMBER	COMMENTS
	Universal Joint	48x 126	110911	
	Yoke Shaft	DIN 5480 W65x2, 5x24 Teeth L=340	111218	
	Yoke Shaft	DIN 5480 W65x2, 5x24 Teeth L=185	111211	
	Tube Sleeve	Tube Dia. 84,3 DIN 5480 W65x2, 5x24 Teeth L=250	111701	Tube 88,9x 2,41 With Rilsan
	Tube Sleeve	Tube Dia. 84,3 DIN 5480 W65x2, 5x24 Teeth L=217	111710	Tube 88,9x 2,41 With Rilsan
	Tube Sleeve	Tube Dia. 84,3 DIN 5480 W65x2, 5x24 Teeth L=110	111707	Tube 88,9x 2,41 With Rilsan
	Midship Stub Shaft	Tube Dia. 84,3 DIN 5480 55*2, 5*20 Teeth Bearing Dia.55	110730	Tube 88,9x 2,41
	Tube Yoke	Tube Dia. =84,3 L=100	110609	Tube 88,9x 2,41
	Flange Yoke XS 154	XS154 Hole=4x Ø13 mm L=75	110560	
	Flange Yoke XS 180	XS180 Hole=4x Ø15 mm L=90	1105010	
	Flange Yoke	Ø 175 PCD=155,5 Hole=8x Ø9,6 L=75	110514	
	Flange Yoke	Ø150 PCD=130 Female=90 Hole=8x Ø12,1 L=82	110563	
	Flange Yoke	Ø 180 PCD=155,5 Hole=8x Ø14,2 L=82,5	110536	
	Companion Flange XS	XS 150 Hole=4 x Ø13 DIN 5480 55x2,5x24 Teeth L=82	110836	
	Companion Flange	Ø150 DIN 5480 55x2,5x24 Hole=8x Ø12,1 Teeth L=80	110837	
	Companion Flange	Ø175 DIN 5480 55x2,5x24 Hole=8x Ø9,6 Teeth L=82	110838	
	Sliding Assy	Tube Dia. 82,1 L=344	112115	Tube 92x5
	Center Bearing	Bearing 55x 25 Connection 233	111150	
	Center Bearing	Bearing 55x 25 Connection 190	111133	






















FIGURE	PART NAME	DIMENSIONS	OYMAK NUMBER	COMMENTS
	Universal Joint	42 x 119,4	110956	
	Sleeve Yoke	DIN 5480 55x2,5x34 L=200	110339	With Rilsan
	Yoke Shaft	DIN 5480 55x2,5x34 L=210	111257	
	Yoke Shaft	DIN 5480 55x2,5x34 L=160	111258	
	Tube Sleeve	Tube Dia.=94 DIN 5480 55x2,5x34 L=200	111725	Tube 100x3
	Tube Sleeve	Tube Dia.=75 DIN 5480 55x2,5x34 L=200	111726	Tube 85x5
	Midship Stub Shaft	DIN 5480 Ø45x2,5x16 Teeth Bearing Dia.= 45	110731	Tube 100x3
	Midship Stub Shaft	DIN 5480 Ø45x2,5x16 Teeth Bearing Dia.= 45	110732	Tube 88,9x2,4
	Tube Yoke	Tube Dia.=75 L=82	110659	Tube 85x5
	Tube Yoke	Tube Dia.=94 L=72	110660	Tube 100x3
	Slip Short Assy	L=230	112709	
	Slip Short Assy	L=294 (original compact)	112710	
	Flange Yoke XS 120	XS 120 L=70 Hole=4x Ø11	1105011	
	Flange Yoke XS 154	XS 154 L=70 Hole=4x Ø13	110591	
	Flange Yoke	Ø150 PCD=130 Female=90 Hole=8x Ø12 mm L=82,5	1105012	
	Flange Yoke	Ø175 PCD=155,5 Male=168,2 Hole=8x Ø9,6mm L=82,5	1105013	
	Flange Yoke	Ø180 PCD=155,5 Female=110 Hole=8x Ø12 mm L=82,5	1105014	
	Companion Flange XS	XS 120 Hole=4x Ø11 DIN5480 55x2,5x16 Teeth L=120	110839	
	Companion Flange XS	XS 154 Hole=4x Ø13 DIN5480 55x2,5x16 Teeth L=145	110840	
	Sliding Assy	L=364 Tube =75 W55x2,5x34 Teeth	112141	Tube 85x5
	Sliding Assy	L=285 Tube =94 W55x2,5x34 Teeth	112142	Tube 100x3

FIGURE	PART NAME	DIMENSIONS	OYMAK NUMBER	COMMENTS
	Universal Joint	47,6 x 135,2	110946	
	Sleeve Yoke	L=166 DIN5480 Ø 62x1,75x34 Teeth	110339	
	Yoke Shaft	L=267 DIN5480 Ø 62x1,75x34 Teeth	111259	
	Yoke Shaft	L=343 DIN5480 Ø 62x1,75x34 Teeth	111260	
	Yoke Shaft	L=343 DIN5480 Ø 62x1,75x34 Teeth	111261	
	Tube Sleeve	Tube Dia.=92,1 L=247,5 DIN5480 W62x1,75x34 Teeth	111727	Tube 100 x 4
	Tube Sleeve	Tube Dia.=91,1 L=247,5 DIN5480 W62x1,75x34 Teeth	111728	Tube 100 x 4,5
	Tube Sleeve	Tube Dia.=114,1 L=170 DIN5480 W62x1,75x34 Teeth	111729	Tube 120 x 3
	Tube Sleeve	Tube Dia.=112,1 L=170 DIN5480 W62x1,75x34 Teeth	111730	Tube 120x 4
	Tube Yoke	Tube Dia.=92,1 L=100	110661	Tube 100x 4
	Tube Yoke	Tube Dia.=91,1 L=100	110662	Tube 100 x 4,5
	Tube Yoke	Tube Dia.=114,1 L=87	110663	Tube 120x3
	Tube Yoke	Tube Dia.=112,1 L=87	110664	Tube 120x4
	Flange Yoke XS 180	XS 180 Hole=4x Ø15 L=82	1105015	
	Flange Yoke XS 154	XS 154 Hole=4x Ø13 L=82	1105016	
	Flange Yoke	Ø175 Male=168,2 Hole=8x Ø9,8 mm L=90	110517	
	Sliding Assy	L=348 Tube=114,1	112143	Tube 120x3
	Sliding Assy	L=348 Tube=112,1	112144	Tube 120 x 4
	Sliding Assy	L=270 Tube=92,1	112145	Tube 100x4
	Sliding Assy	L=270 Tube=91,1	112146	Tube 100x4,5















FIGURE	PART NAME	DIMENSIONS	OYMAK NUMBER	COMMENTS
	Universal Joint	52x113	110913	
	Sleeve Yoke	DIN5480 Ø65x2,5x24 Teeth L=321	110340	
	Yoke Shaft	DIN5480 Ø72x2,5x27 Teeth L=350	111262	
	Yoke Sahft	DIN5480 Ø65x2,5x24 Teeth L=329	111263	
	Yoke Shaft	DIN5480 Ø72x2,5x27 Teeth L=266	111264	
	Tube Sleeve	Tube Dia.=82,1 DIN 5480 Ø65x2.5 x24 Teeth L=263	111731	Tube 92x5
	Tube Sleeve	Tube Dia.=90,1 DIN 5480 Ø65x2.5 x27 Teeth L=187	111732	Tube 100 x5
	Tube Yoke	L=100 Tube=88,1	110665	Tube 100x6
	Tube Yoke	L=100 Tube=79,1	110666	Tube 90x5,5
	Tube Yoke	L=100 Tube=82,1	110667	Tube 92x5
	Tube Yoke	L=100 Tube=92,1	110668	Tube 100x4
	Flange Yoke XS180	XS 180 Hole=4x Ø15 L=95	1105018	
	Flange Yoke XS 165	XS 165 Hole=4x Ø13 L=93	1105019	
	Flange Yoke XS 154	XS 154 Hole=4x Ø13 L=89	1105020	



















FIGURE	PART NAME	DIMENSIONS	OYMAK NUMBER	COMMENTS
	Flange Yoke	Ø203 PCD=184,2 Male=196,8 Hole=12x Ø10,25 mm L=93	1105022	
	Flange Yoke	Ø165 PCD=140 Female=95 Hole=8x Ø14 mm L=90	110593	
	Flange Yoke	Ø165 PCD=140 Female=95 Hole=8x Ø16 mm L=90	110585	
	Flange Yoke	Ø180 PCD=155,5 Female=110 Hole= 10x Ø16 mm L=90	1105023	
	Sliding Assy	Tube Dia.=82,1 mm L=328	112147	Tube 92x5
	Sliding Assy	Tube Dia.=79,1 mm L=324	112148	Tube 90x5,5
	Midship Stub Shaft	DIN5480 Ø55x2,5x20 Teeth Bearing Dia. 55	110733	Tube 92x5
	Midship Stub Shaft	DIN5480 Ø55x2,5x20 Teeth Bearing Dia. 55	110734	Tube 100 x4
	Midship Stub Shaft	DIN5480 Ø60x2,5x22 Teeth Bearing Dia. 60	110735	Tube 90x5,5
	Midship Stub Shaft	DIN5480 Ø60x2,5x22 Teeth Bearing Dia. 60	110736	Tube110x5
	Companion Flange	Ø180 Hole=4 x Ø15 DIN 5480 Ø60x2,5x22 Teeth	110841	
	Companion Flange	Ø180 Hole=4 x Ø15 DIN 5480 Ø55x2,5x20 Teeth	110842	
	Companion Flange	Ø180 Hole=10 x Ø16,1 DIN 5480 Ø55x2,5x20 Teeth	110843	
	Companion Flange	Ø180 Hole=8 x Ø14,1 DIN 5480 Ø55x2,5x20 Teeth	110844	
	Center Bearing	Bearing Ø55x36,6 Connection=200	111151	
	Center Bearing	Bearing Ø60x36,6 Connection=200	111152	






















FIGURE	PART NAME	DIMENSIONS	OYMAK NUMBER	COMMENTS
	Universal Joint	52x147,2	110919	
	Yoke Shaft	L=270 DIN 5480 W75x2,5x28 Teeth	111245	
	Yoke Shaft	L=365 DIN 5480 W75x2,5x28 Teeth	111216	
	Tube Sleeve	Tube Dia. 112,1 DIN5480 W75 x2,5x28 Teeth L=125	111717	Tube 120x4
	Tube Sleeve	Tube Dia. 112,1 DIN5480 W75 x2,5x28 Teeth L=205	111719	Tube 120x4
	Tube Sleeve	Tube Dia. 112,1 DIN5480 W75 x2,5x28 Teeth L=153	111712	Tube 120x4
	Tube Sleeve	Tube Dia. 112,1 DIN5480 W75 x2,5x28 Teeth L=250	111711	Tube 120x4
	Midship Stub Shaft	Tube Dia.=112,1 DIN5480 Ø55x2,5x20 Teeth Bearing Dia. 55	110737	Tube 120x4
	Midship Stub Shaft	Tube Dia.=110,1 DIN5480 Ø65x2x31 Teeth Bearing Dia. 65	110738	Tube 120x5
	Tube Yoke	L=90 Tube Dia.=112,1	110625	Tube 120x4
	Tube Yoke	L=90 Tube Dia.=100,1	110635	Tube 110x5
	Flange Yoke XS 180	XS 180 Hole=4x Ø15,1 L=87	110559	
	Flange Yoke	Ø203 PCD=184,2 Hole=12x11,2 Male=196,8	110576	
	Flange Yoke XS 154	XS154 Hole=4x Ø13	1105024	
	Flange Yoke	Ø180 PCD=155,5 Female=110 Hole=8x Ø14	1105025	
	Companion Flange	Ø180 Hole=4x Ø15 DIN5480 Ø55x2,5x20 Teeth	110845	
	Companion Flange	Ø180 Hole=4x Ø15 DIN5480 Ø 65x2x31 Teeth	110846	
	Sliding Assy	L=345 DIN5480 W75x2,5x28 Teeth Sleeve=110	112122	Tube 120x4
	Center Bearing	Bearing Ø55x18 Connection =200	111128	
	Center Bearing	Bearing Ø65x18 Connection	111153	
	Sliding Assy	Tube Dia.=90,1 L=350 DIN5480 W75x2,5x28 Teeth Sleeve=110	112167	Tube100x5




























FIGURE	PART NAME	DIMENSIONS	OYMAK NUMBER	COMMENTS
	Universal Joint	53x135	110948	
	Yoke Shaft	L=401 DIN 5480 W72x2,5x27 Teeth	111248	
	Yoke Shaft	L=288 DIN 5480 W65x2,5x24 Teeth	111265	
	Tube Sleeve	Tube=92,1 DIN 5480 W72x2,5x27 Teeth L=280	111733	Tube 100x4
	Tube Sleeve	Tube=90,1 DIN 5480 W72x2,5x27 Teeth L=280	111734	Tube 100x5
	Tube Sleeve	Tube=88,1 DIN 5480 W72x2,5x27 Teeth L=280	111735	Tube 100x6
	Midship Stub Shaft	DIN5480 Ø55x2,5x20 Bearing Dia.=55	111740	Tube 100x4
	Midship Stub Shaft	DIN5480 Ø60x2,5x22 Bearing Dia.=60	111739	Tube 100x5
	Midship Stub Shaft	DIN5480 Ø60x2,5x22 Bearing Dia.=60	110741	Tube 110x6
	Tube Yoke	Tube Dia.=92,1 L=86	110656	Tube 100x4
	Tube Yoke	Tube Dia.=98,1 L=101	110656	Tube 110x6
	Tube Yoke	Tube Dia.=112,1 L=116	110656	Tube 120x4
	Flange Yoke XS 180	XS 180 Hole=4x Ø15 L=90	110578	
	Flange Yoke XS 165	XS 165 Hole=4x Ø13 L=93,5	1105007	
	Flange Yoke XS 150	XS 150 Hole=4x Ø13 L=90	1105026	
	Flange Yoke	Ø165 PCD=140 Female=95 Hole=8x Ø14 mm	110584	
	Flange Yoke	Ø165 PCD=140 Female=95 Hole=8x Ø16 mm	110594	
	Flange Yoke	Ø180 PCD=155,5 Female=110 Hole=8x Ø14,2 mm L=90	1105027	
	Flange Yoke	Ø203 PCD=184,2 Male=196,8 Hole=12x Ø11,3 L=93	1105028	
	Companion Flange XS	Ø180 Hole=4x Ø15 DIN5480 Ø60x2,5x22 Teeth	110847	
	Companion Flange XS	Ø150 Hole=4x Ø13 DIN5480 Ø60x2,5x22 Teeth	110848	
	Center Bearing	Bearing Ø60x22	111139	
	Sliding Assy	Tube Dia.=92,1 DIN5480 W72x2,5x27 Teeth Sleeve 110 L=415	112149	Tube 100x4
	Sliding Assy	Tube Dia.=90,1 DIN5480 W72x2,5x27 Teeth Sleeve 110 L=400	112129	Tube 100x5
	Sliding Assy	Tube Dia.=88,1 DIN5480 W72x2,5x27 Teeth Sleeve 110 L=373	112250	Tube 100x6
	Sliding Assy	Tube Dia.=82,1 DIN5480 W65x2,5x24 Teeth Sleeve 110 L=328	112251	Tube 92x4
	Slip Short Assy	DIN5480 W65x2,5x24 Teeth	112715	














































FIGURE	PART NAME	DIMENSIONS	OYMAK NUMBER	COMMENTS
	Universal Joint	57x144	110942	
	Yoke Shaft	L=363 DIN 5480 Ø 75x2,5x28 Teeth	111266	
	Yoke Shaft	L=296 DIN 5480 Ø 75x2,5x28 Teeth	111267	
	Tube Sleeve	Tube Dia.= 88,1 L=270 DIN 5480 Ø 75x2,5x28 Teeth	111736	Tube=100x6
	Tube Sleeve	Tube Dia.= 98,1 L=270 DIN 5480 Ø 75x2,5x28 Teeth	111737	Tube=110x6
	Tube Sleeve	Tube Dia.= 112,1 L=210 DIN 5480 Ø 75x2,5x28 Teeth	111738	Tube=120x4
	Tube Yoke	Tube Dia.=92,1 L=100	110669	Tube=104x6
	Tube Yoke	Tube Dia.=98,1 L=100	110670	Tube=110x6
	Flange Yoke XS 180	XS180 L=100 Hole=4xØ15	1105029	
	Flange Yoke	Ø180 PCD=155,5 Female=110 Hole=10xØ16,1 L=103	1105030	
	Flange Yoke	Ø180 PCD=155,5 Female=110 Hole=8xØ16,1 L=103	1105031	
	Flange Yoke	Ø180 PCD=155,5 Female=110 Hole=8xØ14,1 L=103	1105032	
	Flange Yoke	Ø203 PCD=184,15 Male=196,8 Hole=8xØ9,6 L=93	1105033	
	Flange Yoke	Ø203 PCD=184,15 Male=196,8 Hole=12xØ11 L=93	1105034	
	Flange Yoke XS 154	XS154 L=102 Hole=4xØ13	110582	
	Sliding Assy	L=338 DIN 5480 W75x2,5x28 Teeth	112127	Tube=110x6
	Sliding Assy	L=338 DIN 5480 W75x2,5x28 Teeth	112152	Tube=100x6
	Midship Stub Shaft	DIN 5480 Ø 65x2x31 Teeth Bearing Dia.=65	110742	Tube=120x4
	Midship Stub Shaft	DIN 5480 Ø 65x2x31 Teeth Bearing Dia.=65	110743	Tube=120x5
	Midship Stub Shaft	DIN 5480 Ø 65x2x31 Teeth Bearing Dia.=65	110744	Tube=110x6
	Midship Stub Shaft	DIN 5480 Ø 65x2x31 Teeth Bearing Dia.=65	110745	Tube=120x6
	Companion Flange	Ø180 DIN 5480 Ø 65x2x31 Teeth Hole=4xØ16	110849	
	Companion Flange XS	Ø180 DIN 5480 Ø 65x2,5x22 Teeth Hole=4xØ15	110850	
	Center Bearing	Bearing Ø 60x36 Connection=200	111152	
	Center Bearing	Bearing Ø 60x35 Connection=200	111154	

FIGURE	PART NAME	DIMENSIONS	OYMAK NUMBER	COMMENTS
	Universal Joint	57x152,1	110936	
	Yoke Shaft	L=430 Ø 80x2,5x30 Teeth	111252	
	Yoke Shaft	L=363 Ø 80x2,5x30 Teeth	111253	
	Yoke Shaft	L=267 Ø 78x2x38 Teeth	111251	
	Yoke Shaft	L=430 Ø 78x2x38 Teeth	111254	
	Tube Sleeve	Tube Dia.=98,1 L=312 DIN 5480 Ø 80x2,5x30 Teeth	111721	Tube=110x6
	Tube Sleeve	Tube Dia.=112,1 L=338 DIN 5480 Ø 80x2,5x30 Teeth	111722	Tube=120x4
	Tube Sleeve	Tube Dia.=112,1 L=338 DIN 5480 Ø 78x2x38 Teeth L=212	111724	Tube=120x4
	Tube Yoke	L=100 Tube 110x6	110650	Tube=110x6
	Tube Yoke	L1=120 L2=101 L3=85	110652	Tube=110x6,120x4,130x6
	Flange Yoke XS 180	XS180 Hole=4xØ15 L=92	110568	
	Flange Yoke	Ø180 PCD=155,5 Female=110 Hole=10xØ16,1 L=103	1105003	
	Flange Yoke	Ø180 PCD=155,5 Female=110 Hole=8xØ14,1 L=103	1105044	
	Flange Yoke	Ø203,2 PCD=184,15 Male=196,8 Hole=12xØ11,1 L=93	110586	
	Flange Yoke	Ø203,2 PCD=184,15 Male=196,8 Hole=8xØ9,7 L=93	1105042	
	Flange Yoke	Ø203,2 PCD=184,15 Male=196,8 Hole=12xØ10,1 L=93	110598	
	Flange Yoke	Ø203,2 PCD=184,15 Male=196,8 Hole=8xØ10,1 L=93	1105043	
	Sliding Assy	DIN 5480 W80x2,5x30 Teeth L=405	112153	Tube=110x6
	Sliding Assy	DIN 5480 W80x2,5x30 Teeth L=405	112154	Tube=120x6
	Sliding Assy	DIN 5480 W80x2,5x30 Teeth L=405	112155	Tube=130x6
	Sliding Assy	DIN 5480 W78x2x38 Teeth L=287	112156	Tube=110x6
	Sliding Assy	DIN 5480 W78x2x38 Teeth L=287	112157	Tube=120x6
	Sliding Assy	DIN 5480 W78x2x38 Teeth L=287	112158	Tube=130x6
	Midship Stub Shaft	DIN 5480 Ø 65x2x31 Teeth Bearing Dia.=65	110746	Tube=120x6
	Midship Stub Shaft	DIN 5480 Ø 60x2,5x22 Teeth Bearing Dia.=60	110747	Tube=110x6
	Midship Stub Shaft	DIN 5480 Ø 65x2x31 Teeth Bearing Dia.=65	110748	Tube=110x6
	Companion Flange XS	Ø180 DIN 5480 Ø 60x2,5x22 Teeth Hole=4xØ15	110851	
	Companion Flange	Ø203,2 DIN 5480 Ø 65x2x31 Teeth Hole=12xØ11,1	110852	
	Center Bearing	Bearing Ø 65x23 Connection=220	111155	
	Center Bearing	Bearing Ø 65x23 Connection=225	111156	





## 687.60 SERİ 59x167.7

FIGURE	PART NAME	DIMENSIONS	OYMAK NUMBER	COMMENTS
	Universal Joint	59x167,7	110947	
	Tube Yoke	Tube Dia.=108,1 L=93	110671	Tube=120x6
	Tube Yoke	Tube Dia.=118,1 L=93	110653	Tube=130x6
	Flange Yoke XS 180	XS180 L=100 Hole=4xØ15	1105035	
	Flange Yoke	Ø203 PCD=184,15 Male=196,8 Hole=12xØ10 L=95	1105037	
	Flange Yoke	Ø203 PCD=184,15 Male=196,8 Hole=12xØ11 L=93	110583	
	Sliding Assy	DIN 5480 Ø80x2,5x30 Teeth L=285	112159	Tube=130x6
	Midship Stub Assy	SAE Ø 57,15x10C Bearing Dia.=60	110749	Tube=110x6
	Midship Stub Assy	SAE Ø 57,15x10C Bearing Dia.=60	110750	Tube=120x6
	Midship Stub Assy	DIN 5480 Ø 70x2,5x26 Teeth Bearing Dia.=70	110751	Tube=130x6
	Companion Flange XS	Ø180 DIN 5480 Ø 70x2,5x26 Teeth Hole=4xØ15	110853	
	Companion Flange	Ø203,2 SAE Ø 57x15x10C Hole=12xØ11,1	1108584	
	Center Bearing	Bearing Ø 70x20 Connection=220	111129	
	Center Bearing	Bearing Ø 60x22 Connection=219	111139	





## 587.48 & 687.65 SERİ 65x172

FIGURE	PART NAME	DIMENSIONS	OYMAK NUMBER	COMMENTS
	Universal Joint	65x172	110931	
	Sliding Assy	DIN 5480 W90x2,5x34 Teeth Sleeve=110 L=415	112160	Tube=140x5
	Tube Yoke	Tube Dia.=118,1	110672	Tube=130x6
	Tube Yoke	Tube Dia.=130,1	110673	Tube=140x5
	Flange Yoke XS 180	XS180 Hole=4xØ15,1 L=100	1105038	
	Flange Yoke	Ø225 PCD=196 Hole=8xØ16 L=110	1105040	
	Midship Stub Shaft	DIN 5480 Ø 70x2,5x26 Teeth Bearing Diam=70	110752	Tube=140x5
	Companion Flange	Ø 180 Hole=4xØ15 DIN 5480 Ø 70x2,5x26 Teeth	110855	
	Companion Flange	Ø 180 Hole=4xØ16 DIN 5480 Ø 70x2,5x26 Teeth	110856	
	Center Bearing	Bearing Ø 70x20 Connection=220	111129	
	Center Bearing	Bearing Ø 70x20 Connection=220	111157	





## MECHANIC 2C

FIGURE	PART NAME	DIMENSIONS	OYMAK NUMBER	TUBE O. D. X W: THICK
	Universal Joint	33.3 x 79,2	110964	
	Tube Yoke	Tube Dia. = 47,5 L=25,4	1106011	2" x 0,064"
	Slib Stubs	Tube Dia. = 47,5 L=134	110466	2" x 0,064"
	Sleeve Yokes	Ø84,8 L=113	110360	1 1/16" x 16C





## MECHANIC 3C

FIGURE	PART NAME	DIMENSIONS	OYMAK NUMBER	TUBE O. D. X W: THICK
	Universal Joint	36,6 x 90,4	110965	
	Tube Yoke	Tube Dia.= 59,8 L=28,5	1106010	2 1/2" x 0,078"
	Slib Stubs	Tube Dia.= 59,8 L=140	110467	2 1/2" x 0,078"
	Sleeve Yokes	Ø96,8 L=109	110361	1 1/4" x 16C





## MECHANIC 4C

FIGURE	PART NAME	DIMENSIONS	OYMAK NUMBER	TUBE O. D. X W: THICK
	Universal Joint	36,6 x 107,9	110966	
	Tube Yoke	Tube Dia.= 45,1 L=35	1106009	2" x 0,118"
	Slib Stubs	Tube Dia = 45,1 L=146	110468	2" x 0,118"
	Sleeve Yokes	Ø114,3 L=133	110362	1 3/8" x 16C





## MECHANIC 5C

FIGURE	PART NAME	DIMENSIONS	OYMAK NUMBER	TUBE O. D. X W: THICK
	Universal Joint	42,9 x 115	110967	
	Tube Yoke	Tube Dia. =58,3 L=28,5	1106008	2 1/2" x 0,078"
	Slib Stubs	Tube Dia.=58,3 L=162	110469	2 1/2" x 0,109"
	Sleeve Yokes	Ø121,4 L=136,6	110363	1 1/2" x 16C

## MECHANIC 6C





FIGURE	PART NAME	DIMENSIONS	OYMAK NUMBER	TUBE O. D. X W: THICK
	Universal Joint	42,9 x 140,5	110920	
	Tube Yoke	Tube Dia. = 71,1 L=47,8	1106007	3" x 0,095"
	Slib Stubs	Tube Dia. = 71,1 L=165	110470	3" x 0,095"
	Sleeve Yokes	Ø148,3 L=169	110364	1 3/4" x 16C

## MECHANIC 7C





FIGURE	PART NAME	DIMENSIONS	OYMAK NUMBER	TUBE O. D. X W: THICK
	Universal Joint	49,2 x 148,3	110968	
	Tube Yoke	Tube Dia. = 79,9 L=54,1	1106006	3 1/2" x 0,185"
	Slib Stubs	Tube Dia. = 83,2 L=216	110471	3 1/2" x 0,118"
	Sleeve Yokes	Ø158 L=196	110365	2" x 16C







## MECHANIC 8C

FIGURE	PART NAME	DIMENSIONS	OYMAK NUMBER	TUBE O. D. X W: THICK
	Universal Joint	49,2 x 206,2	110969	
	Tube Yoke	Tube Dia.= 96,3 L=68,3	1106005	4" x 0,109"
	Slib Stubs	Tube Dia. = 95,9 L=254	110472	4" x 0,118"
	Sleeve Yokes	Ø215,9 L=219	110366	2 1/2" x 10C

## MECHANIC 8.5C

FIGURE	PART NAME	DIMENSIONS	OYMAK NUMBER	TUBE O. D. X W: THICK
	Universal Joint	71,4 x 165,1	110985	
	Tube Yoke	Tube Dia. =69,3 L=76,2	1106004	4" x 0,109"
	Slib Stubs	Tube Dia. =95,9 L=254	110465	4" x 0,118"
	Sleeve Yokes	Ø174,8 L=219	110858	2 1/2" x10C

## MECHANIC 9C

FIGURE	PART NAME	DIMENSIONS	OYMAK NUMBER	TUBE O. D. X W: THICK
	Universal Joint	71,4 x 209,6	110986	
	Tube Yoke	Tube Dia. =104,9 L=63,5	1106012	4 1/2" x 0,189"
	Slib Stubs	Tube Dia. =102,1 L=286	110473	4 1/2" x 0,248"
	Sleeve Yokes	Ø219,2 L=244,6	110359	3" x16C



Adres : İzmir Cad. No:98 Ulucak - Kemalpaşa - İzmir/TÜRKİYE  
Tel : + 90 232 877 11 26 (pbx)  
Faks : + 90 232 877 15 35  
E-posta : info@oymak.com  
Web : www.oymak.com



**KOSGEB**  
www.kosgeb.gov.tr

08/2012/2000 Adet